

MAŁKOWSKI MARTECH Czołowo, ul. Leśna 57, 62-035 Kórnik tel. +48 61 222 75 00 fax. +48 61 222 75 01 email: biuro@malkowski.pl, www.malkowski.pl	FIRE PROTECTION SLIDING DOOR type: MARC-P EI60	number: MM_P-1en
	FIRE PROTECTION DEVICE CHARACTERISTICS	revision: 2 01/2021

1. DEVICE REQUIREMENTS

1.1 GENERAL REQUIREMENTS

- fire protection doors are construction products defined in the EN 16034:2014-11 harmonised product reference standard. Therefore, they must be labelled with the “CE” mark, and the prerequisite for marketing them is the manufacturer’s obligation to issue a related Declaration of Performance which indicates their intended use in a building,
- the Declaration of Performance issued for fire protection doors should have parameters specified for at least one of the following essential fireproof product characteristics in compliance with the product reference standards, i.e. EN 16034:2014-11 and EN 13241+A2:2016-10:
 - fire resistance,
 - ability to release and durability of the ability to release,
 - self-closing,
 - durability of self-closing against degradation,
 - resistance to wind load;

1.2 REQUIREMENTS FOR BUILDING/INSTALLATION CONDITIONS

- possibility to install in construction partitions made of various materials,
- both indoor and outdoor application,
- possibility of corridor installation;


1.3 REQUIRED DEVICE PARAMETERS

- fire resistance class range as per PN-EN 13501-2:2016: **EI₁30, EI₁60, EI₂60, EI₂120**,
- reaction to fire class as per PN-EN 13501-1:2019-02: **A1**,
- resistance to wind load as per PN-EN 12424:2002: **1, 2, 3 or 4**,
- use category (number of working cycles) as per EN 16034:2014-11: **C0, C1, C2, C3, C4 or C5**,
- anti-corrosion class as per PN-EN ISO 12944-2:2018: **C1, C2, C3, C4 or C5**,
- acoustic insulating power as per PN-EN ISO 717-1:2013: at least **25 dB**, optionally up to **45 dB**,
- thermal insulating power as per PN-EN 12428:2013-06: do **1,5 W/m²K**,
- door leaf weight: up to **30 kg/m²** for class EI60 and up to **40 kg/m²** for class EI120;

1.4 REQUIREMENTS FOR DEVICE DESIGN/EQUIPEMENT

- possibility to manufacture with pass doors, also without a threshold,
- possibility to install a larger number of pass doors,
- possibility to manufacture in smoke-proof version class **S_a** and **S₂₀₀** as per PN-EN 13501-2:2016,
- possibility to manufacture as ex-proof version as per PN-EN, ATEX,
- the use an electric drive also with a gravitational closing system,
- possibility to connect a wide range of electric equipment such as fire alarm systems, door position monitoring, access control,
- possibility of locking the leaf in the closed position,
- door elements come with the possibility of finishing the surface in any colour from the RAL palette or come in a stainless version,
- the door manufacturer should provide an extended technical description of the device (in section 2 of this Fire Protection Device Characteristics) as well as the Application, Operation and Maintenance Manual to ensure correct and safe assembly, installation, operation, maintenance and disassembly;



MAŁKOWSKI  MARTECH Czołowo, ul. Leśna 57, 62-035 Kórnik tel. +48 61 222 75 00 fax. +48 61 222 75 01 email: biuro@malkowski.pl, www.malkowski.pl	FIRE PROTECTION SLIDING DOOR type: MARC-P EI60	number: MM_P-1en
	FIRE PROTECTION DEVICE CHARACTERISTICS	revision: 2 01/2021

2. DEVICE DESCRIPTION

The fire protection sliding door type MARC-P consists of the following basic components: door leaf, running rail, labyrinth sealing components and pass door (optional).

The door leaf is 60 mm thick and comprises panels which can be 400 to 1200 mm in width, top and bottom profiles, reinforcements and galvanized steel sheet cladding thickness 0,5 – 0,7 mm. Panels are filled with mineral wool slabs, type PRO_{MM}18. Inside the mineral wool filling, in the central portions of each panel, there are vertical bars of steel, grade S235JR as per PN-EN 10025-2:2019-11, diameter 8,0 mm, with threaded ends. The bars are connecting the top profile with the bottom profile with M8 washers and nuts. On either side of a leaf, there are vertical galvanised steel sheets, grade DX51D+Z275 as per PN-EN 10346:2015-09, thickness 0,5 – 0,7 mm glued to each filling surface with an adhesive, type PRO_{MM}2, PRO_{MM}12 or O-PA.

The U-shaped top profile is made of steel sheet, thickness 3,0 mm, grade DX51D+Z275 as per PN-EN 10346:2015-09, and the bottom profile is made of steel sheet of the same grade, but 2,0 mm thick.

Along the labyrinth sealing component edge of the leaves, there is a profile made of 2.0 mm thick steel sheet and two layers of strips made of fire-proof slabs, type PRO_{MM}3. The steel closing profile is also a part of the vertical labyrinth seal, with an intumescent gasket attached along the whole height of the closing profile, type PRO_{MM}15.

The lintel edge of the leaf is protected on either side with fire-proof slab strips, type PRO_{MM}3. The leaf edges (except for the lintel edge) are finished with 0,5 – 0,7 mm thick steel sheet profiles, grade DX51D+Z275 as per PN-EN 10346:2015-09 fastened with steel rivets to the bottom profile and cladding metal sheets.

Type PRO_{MM}15 gasket is located along the vertical labyrinth edge.

The door movement system comprises steel trolleys by Małkowski-Martech S.A., a steel running rail, and a closing system with counterweight.

The steel trolley is made up of two pairs of bearings with an outer diameter of 40 mm, connected to a steel base. The 120 x 90 mm outer cross-section running rail is made of galvanised steel sheet profiles, grade DX51D+Z275 as per PN-EN 10346:2015-09, thickness 3,0 mm.

The anchoring element type depends on the building partition material.

The running rail with the top door leaf steel profile creates a horizontal labyrinth sealing connection. Intumescent gaskets, type PRO_{MM}15, are attached along the whole height of the labyrinth sealing connection. The door movement system is also secured with fire-proof slab strips, type PRO_{MM}3, and guarded by steel sheet profiled sections, grade DX51D+Z275 as per PN-EN 10346:2015-09, thickness 0,5 – 0,7 mm.

The closing system consists one Kendrion (or other supplier with the same parameters) GT 70R001.11, 1372N electromagnetic holder, cable pulleys, steel cable with a diameter of not less than 3,0 mm and counterweight made of coiled steel sheet or steel disc.

The doors can be optionally equipped with VIC type electric drives by Małkowski-Martech S.A.

On the side of the open door, along the vertical edge from the building partition, labyrinth sealing element is placed. That element is made of a Z-shaped section, profiled from 2.0 mm thick grade DX51D+Z275 as per PN-EN 10346:2015-09. Along the labyrinth sealing elements, at their entire height, an intumescent gasket, type PRO_{MM}15 is placed.

At the labyrinth sealing element height, guide roller is fitted to the floor. Guide roller is made of a steel M8 bolt and steel roller, diameter 30 mm.

The door leaf can be optionally provided with single leaf hinged pass door with the leaf thickness of 60 mm. The pass door cladding is made from two suitably press-formed steel sheets, 0,5 – 0,7 mm thick. The door infill is made from mineral wool with a minimum density of 170 kg/m³, class A1 as per PN-EN 13501-1. The mineral wool infill is protected by fireproof panel strips along the vertical and lintel edges. The cladding steel sheets on both sides of the door are bonded with a fire-rated adhesive compound to the infill over the whole surface.

The pass door could be manufactured with or without a threshold.



MAŁKOWSKI MARTECH Czołowo, ul. Leśna 57, 62-035 Kórnik tel. +48 61 222 75 00 fax. +48 61 222 75 01 email: biuro@malkowski.pl, www.malkowski.pl	FIRE PROTECTION SLIDING DOOR type: MARC-P EI60	number: MM_P-1en
	FIRE PROTECTION DEVICE CHARACTERISTICS	revision: 2 01/2021

3. DRAWINGS

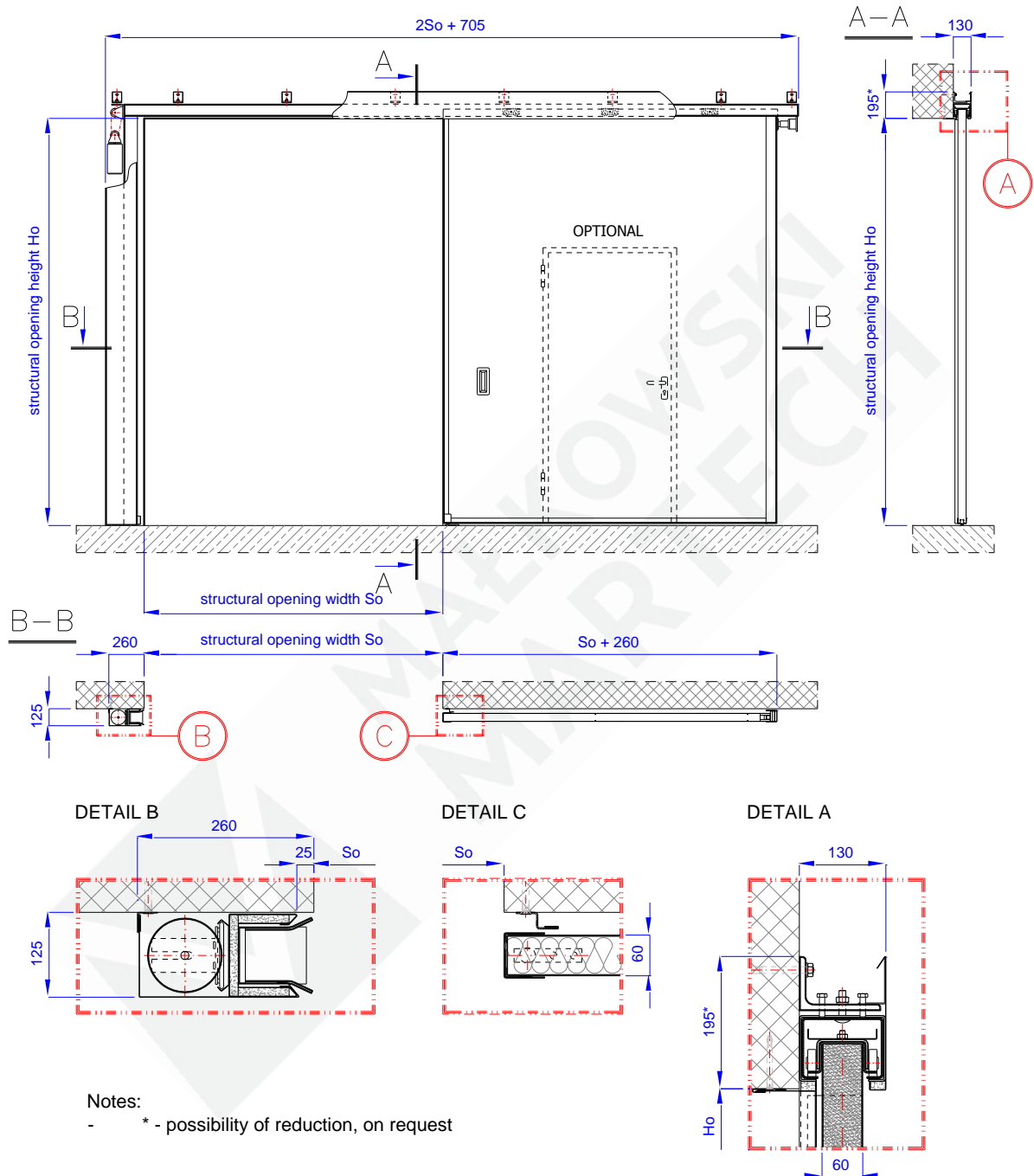


Fig. 1 – Fire protection sliding door MARC-P EI60



MAŁKOWSKI MARTECH Czołowo, ul. Leśna 57, 62-035 Kórnik tel. +48 61 222 75 00 fax. +48 61 222 75 01 email: biuro@malkowski.pl, www.malkowski.pl	FIRE PROTECTION SLIDING DOOR type: MARC-P EI60	number: MM_P-1en
	FIRE PROTECTION DEVICE CHARACTERISTICS	revision: 2 01/2021

4. DEVICE SPECIFICATION

Name	Fire protection sliding door
Type	MARC-P
Fire-resistance class [as per PN-EN 13501-2:2016]	EI₂60
Reaction to fire class [as per PN-EN 13501-1:2019-02]	A1
Manufacturer	Małkowski-Martech S.A.
Certificate of Constancy of Performance	2434-CPR-0096
Operating manual document	Use, Operation and Maintenance Manual

STRUCTURAL AND QUALITY-RELATED PARAMETERS	(S – standard, O – option, Z – on request)	
Leaf weight	30 [kg/m ²]	
Leaf thickness	60 [mm]	
Dimensions [clear opening, W x H]	< 16 000 x 6 000 [mm] > 16 000 x 6 000 [mm]	S O
Minimum lintel clear height	195 [mm]	S
Installation location	internal external [installed inside the building] external [installed on the building exterior]	S S O
Installation requirements	wall-mounted corridor-mounted [niche]	S S
Pass door [clear opening, W x H]	(900 - 1 200) x 2 000 [mm] > 1 200 x 2 000 [mm]	O O
Using category [as per EN 16034:2014-11]	C0 [1 – 499] C1 [500 – 9 999], C2 [10 000 – 49 999] C3 [50 000 – 99 999] C4 [100 000 – 199 999], C5 [> 200 000]	S O O Z
Resistance to wind load [as per PN-EN 12424:2002]	1 [≤ 300 Pa] 2 [≤ 450 Pa], 3 [≤ 700 Pa], 4 [≤ 1000 Pa]	S O
Anti-corrosion class [as per PN-EN ISO 12944-2:2018]	C1, C2, C3 C4, C5	S O
Smoke-proof version [as per PN-EN 13501-2:2016]	S _a , S ₂₀₀	Z
Acoustic insulating power [as per PN-EN ISO 717-1:2013]	R _w (C;C _{tr}) = 25 (-2;-3) [dB] R _w (C;C _{tr}) = 51 (-2;-6) [dB]	S O
Thermal insulating power [as per PN-EN 12428:2013-06]	0,75 [W/m ² K]	S
Ex-proof version [as per PN-EN, ATEX]	EX II 2G IIB T3 (T4)	Z
Stainless version [as per PN-EN ISO 10088-1]		O
Thermal fuse trigger		Z
Door leaf and covers colour	galvanized, RAL 7035, 9002, 9010 any RAL palette [not available with A1 class]	S O
Drive unit type [as a standard, the door is kept by an electromagnetic holder, release and closed with counterweight]	electric 24 V DC [opening only] electric 24 V DC [closing / opening]	O O
Controller - fire alarm control panel [as per PN-EN 54-2:1997+AC:1999+A1:2006]	w/UPS, pre-wired with the field fire alarm system and/or local smoke/heat detectors	O
Electrical components [available only with a fire alarm control panel]	technical key switch electromagnetic holder detectors [smoke or heat, smoke and heat] signalling device [sounder, optical] leaf open and / or closed position sensor	S S O O O



MAŁKOWSKI MARTECH Czołowo, ul. Leśna 57, 62-035 Kórnik tel. +48 61 222 75 00 fax. +48 61 222 75 01 email: biuro@malkowski.pl, www.malkowski.pl	FIRE PROTECTION SLIDING DOOR type: MARC-P EI60	number: MM_P-1en
	FIRE PROTECTION DEVICE CHARACTERISTICS	revision: 2 01/2021

5. ELECTRICAL DIAGRAM

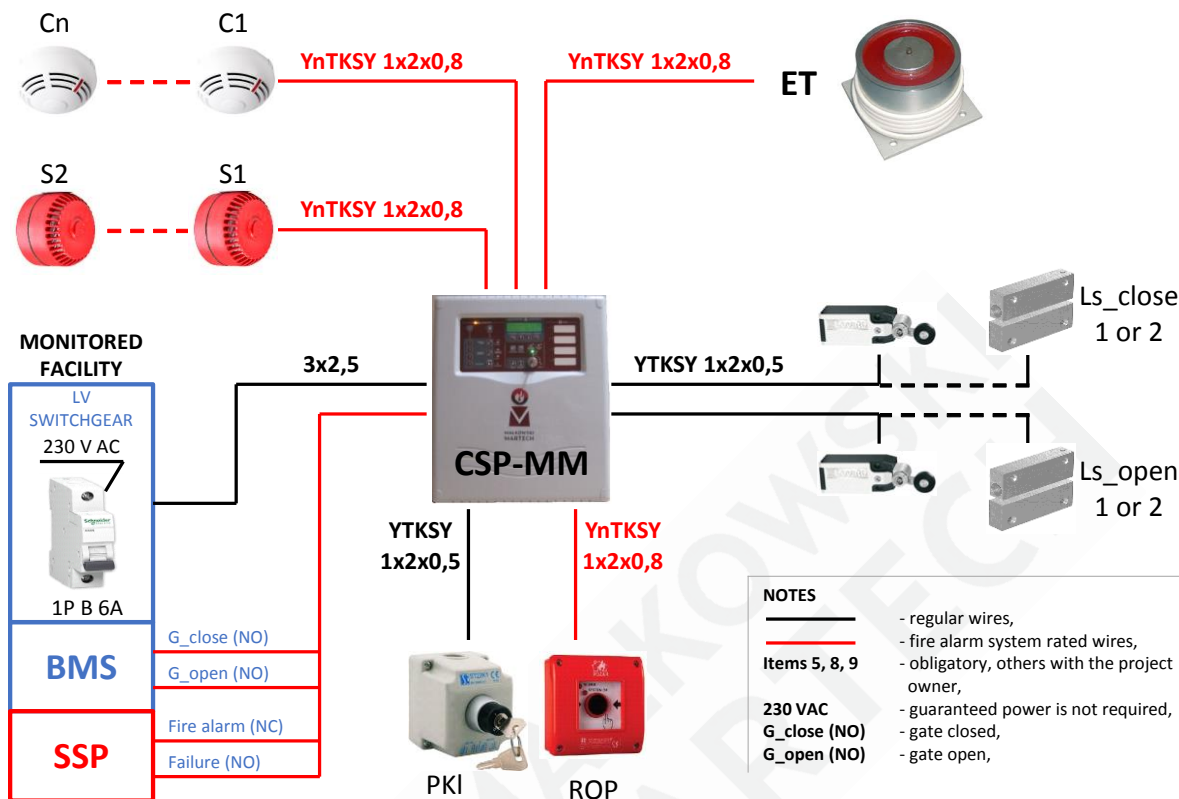


Fig. 2 – MARC-P control system with electromagnetic holder

No.	Figure item code	Item type	Item name	Item code	Rec. qty	Notes
1	C1 - Cn	point fire detector	optical smoke detector	DRP-100	2	model DRP-100, is recommended, max. 32 pcs.
			class A1R heat detector	DCP-100	2	
			some and heat	DMP-100	2	
2	C1 - Cn	detector receptable	standard fire detector receptacle	DB100	2	qty = detector qty
3	ROP	manual call point	standard manual call point	ROP-100/PL	1	max. 10 pcs.
4	S1, S2	signalling device	fire alarm sounder, low base	SPP-100	1	max. 2 lines
5	ET	electromagnetic holder	land holder	EM-xxxx	1	
6	Ls_close	limit switch „1” mag. sensor „2”	mechanical limit switch, magnetic reed relay switch	KB F1 S11 MS-240-S45	1	application option, selection 1 or 2
7	Ls_open	limit switch „1” mag. sensor „2”	mechanical limit switch, magnetic reed relay switch	KB F1 S11 MS-240-S46	1	
8	PKI	key switch	key switch operated K1 control box	SP22K1/07-1	1	
9	CSP-MM	controller	standard fire alarm control panel	CSP-MM 1(2)	1	



MAŁKOWSKI MARTECH Czołowo, ul. Leśna 57, 62-035 Kórnik tel. +48 61 222 75 00 fax. +48 61 222 75 01 email: biuro@malkowski.pl, www.malkowski.pl	FIRE PROTECTION SLIDING DOOR type: MARC-P EI60	number: MM_P-1en
	FIRE PROTECTION DEVICE CHARACTERISTICS	revision: 2 01/2021

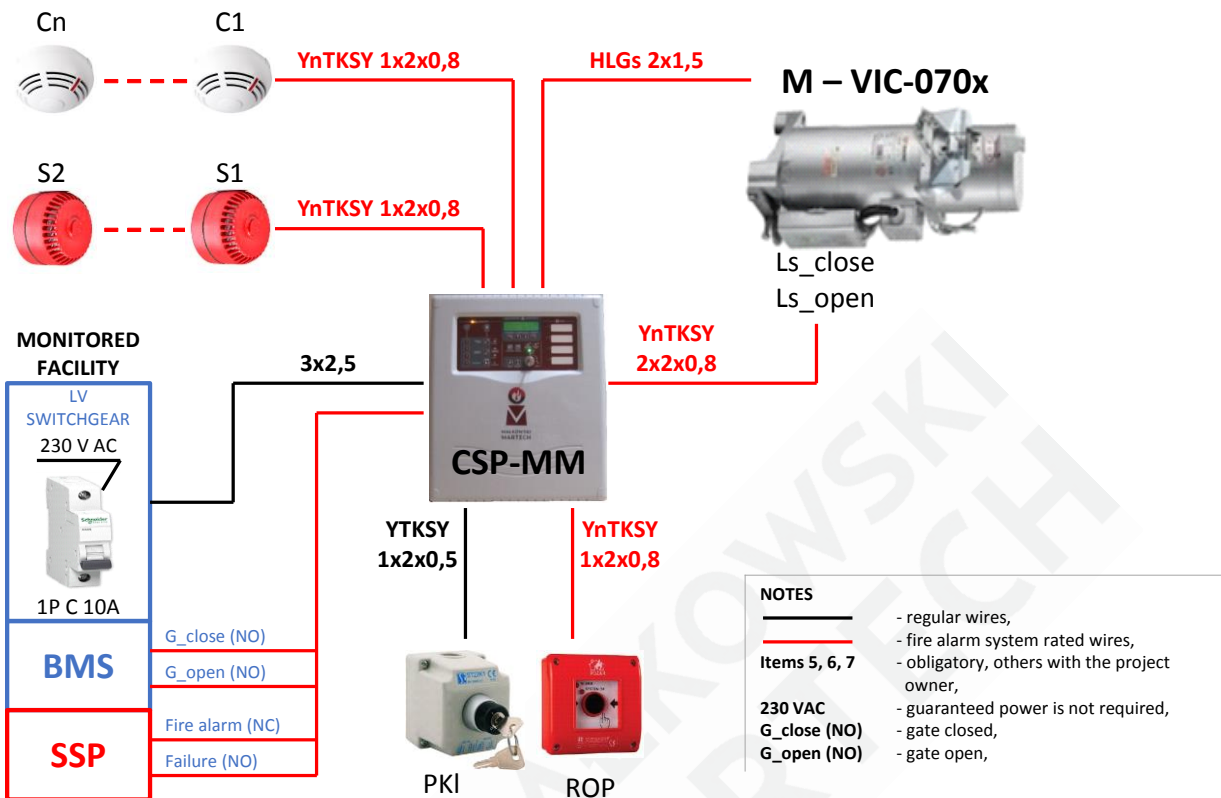


Fig. 3 – MARC-P control system with externally-mounted 24 V DC drive unit
variant I – closing/opening with drive; variant II – closing with counterweight, opening with drive

No.	Figure item code	Item type	Item name	Item code	Rec. qty	Notes
1	C1 - Cn	point fire detector	optical smoke detector	ID100	2	model ID100, is recommended, max. 6 pcs.
			class A1R heat detector	ID200	2	
			some and heat	ID300	2	
2	C1 - Cn	detector receptable	standard fire detector receptacle	EB0010	2	qty = detector qty
3	ROP	manual call point	standard manual call point	ROP OP1	1	max. 10 pcs.
4	S1, S2	signalling device	fire alarm sounder, low base	SPP-100	1	max. current 200 mA
5	M	electric drive	Internal (tubular)	VIC-070x	1	
6	PKzM	console	remote console	PKzM	1	
7	CSP-MM	controller	standard fire alarm control panel	CSP-MM 1(2)	1	

